



## Aquatic Plants With Anti-Inflammatory And Anti-Oxidant Activities

Muhammad Osama<sup>1\*</sup>, Calvin R Wei<sup>2</sup>, Raheela Saleem<sup>3</sup>, Ayaz Ali Unar<sup>4</sup>, Khalida Unar<sup>5</sup>, Fahad Jibran Siyal<sup>6</sup>, Bakhtawar Shaikh<sup>7</sup>, Sadia Ghousia Baig<sup>8</sup>, Afshan Siddiq<sup>9</sup>

<sup>1\*, 8, 9</sup>Department of Pharmacology, Faculty of Pharmacy, University of Karachi, Karachi, Pakistan.

<sup>1\*</sup>Department of Pharmacy Practice, Faculty of Pharmacy, University of Karachi, Karachi, Pakistan.

<sup>2</sup>Department of Research and Development, Shing Huei Group, Taipei, Taiwan.

<sup>3</sup>College of Pharmacy, Liaquat University of Medical and Health Sciences, Jamshoro, Sindh, Pakistan

<sup>4, 7</sup>Institute of Pharmacy, Shaheed Mohtarma Benazir Bhutto Medical University, Larkana, Sindh, Pakistan.

<sup>5</sup>Institute of Microbiology, Shah Abdul Latif University, Khairpur, Sindh, Pakistan

<sup>6</sup>Department of Pharmacology, Chandka Medical College, Shaheed Mohtarma Benazir Bhutto Medical University, Larkana, Sindh, Pakistan.

**Corresponding Author:** - Muhammad Osama

\*Department of Pharmacology, Faculty of Pharmacy, University of Karachi, Karachi, Pakistan,

E-mail:- osama\_hum@hotmail.com

### Abstract

Nature has rewarded the human beings with uncountable nutritious and medicinal plants. These medicinal plants are a nature's gift to us so that we can live a healthy and disease free life. Aquatic plants are those natural herbs that usually grow in or near water/aquatic environment and are considered as one of the most ancient source of food and medicine used by the human beings. These aquatic plants are unique in their nutritional composition and therapeutic potential and are widely used in traditional medicinal system in treatment of different unhealthy conditions. This review is designed to discuss some aquatic plants with established anti-oxidant and anti-inflammatory activities along with their possible mechanism of action and part responsible to possess this action. The recently updated information was collected from scientific journals, books, and globally accepted scientific databases via a library and electronic search such as PubMed, Elsevier, Google Scholar, Springer, Scopus, Web of Science, Wiley online library. All of the full-text articles and abstracts were screened. The most important and relevant articles were carefully chosen for study in this review. This review will help the researchers, traditional medical practitioners and marine pharmacologists to explore these aquatic plants in future to evaluate their true role and efficacy in acute and chronic inflammatory conditions.

**Keywords:** - Inflammation, marine pharmacology, aquatic plants, oxidative stress

### INTRODUCTION

One of the major component of earth is water. Approximately more than 70% of the earth is surrounded by water in the form of lakes, rivers, seas, oceans etc. Prehistorically human civilizations were developed and established near the water areas in order to fulfill their basic needs. These water bodies were considered as a great source of food (such as fishes and aquatic animals), vegetables and aquatic medicinal plants. This is the main reason that these aquatic plants have had a very important social and economic impact on human beings in ancient eras. Today a large number of aquatic plants have been discovered with known pharmacological activities<sup>1</sup>.

Aquatic plants are getting famous all over the world due to their unique composition and beneficial role in medicine. They are an excellent source of compounds with renowned biological and therapeutic potential<sup>2</sup>. Numerous biologically active metabolites have been isolated from aquatic plants which are being used as coloring agent, additive, flavoring agent, cosmetics, nutraceuticals and in discovery of new drugs and molecules<sup>3</sup>. Globally people are now very keen to know about the role of these aquatic plants in promoting health and preventing and treating unhealthy conditions. Aquatic plants are nowadays a center of attraction for many researchers as it is a treasure of biologically active compounds<sup>4</sup>.

Terrestrial, semi-aquatic and aquatic plants are a rich sources of phytochemicals with pronounced anti-oxidant and anti-inflammatory actions. These phytochemicals possess different or multiple mechanisms through which they act as anti-inflammatory and anti-oxidant such as inhibition of COX pathway, down regulation of pro-inflammatory cytokines, reducing the translocation of NF-KB to the nucleus, reducing oxidative stress via free radicle scavenging action etc.<sup>5</sup>. This anti-inflammatory and anti-oxidant nature of phytochemicals isolated from natural origins have a vast role in medical sciences and are being tested and used in various inflammatory conditions including cancer, cardio-vascular diseases, dyslipidemia, arthritis, dermatitis etc. In this review, anti-oxidant and anti-inflammatory activity of various aquatic plants with reference to their potential mechanism of action and future role in medicine is discussed. This review will help the researchers, and marine biologist to further explore these aquatic plants in future to evaluate their role in different inflammatory diseases.

Following are some aquatic plants whose anti-oxidant and anti-inflammatory activity has been established.

***Ipomoea aquatica* Forsk**

*Ipomoea aquatica* Forsk also known as aquatic spinach belongs to the family of Convolvulaceae. It is an aquatic plant which grows and cultivated in regions of Southeast Asia and is mostly consumed as vegetable. Anti-oxidant, anti-inflammatory and anti-proliferative activity of leaves of this plant has been tested and reported both in-vitro and in-vivo and is thought to be due to its high phenolic, flavonoid content and natural carotenoids especially Violaxanthin, leutin and  $\beta$ -carotene<sup>6,7</sup>. The possible mechanism behind anti-oxidant and anti-inflammatory activity as proposed by the researcher is inhibition of COX pathway and free radicle scavenging potential<sup>8,9</sup>.

***Rorippa nasturtium-aquaticum***

*Rorippa nasturtium-aquaticum* commonly known as watercress belongs to the family of Brassicaceae. It is an aquatic plant grown and cultivated in regions of Western Asia, Europe and Africa. It is consumed as vegetable in making salads and soups. It is a rich source of vitamins, phenolic compounds, carotenoids, fibers, minerals, proteins, folic acid and glucosinolates. Leaves of this plant possess strong anti-inflammatory and anti-oxidant activity by reducing inflammatory cells infiltration and decreasing pro-inflammatory cytokines both acutely and chronically. Due to this effect it has also shown to be effective in dermatitis and inflammatory swelling<sup>10</sup>.

***Eleocharis dulcis* corm**

*Eleocharis dulcis* corm. another aquatic plant of family Cyperaceae is indigenous to Asia, Africa and Australia. It is commonly known as Chinese water chestnut in native language and is consumed as vegetable in China. It is considered as a low calorie food with carbohydrate as dominant nutrient followed by proteins. Also it is a good source of vitamins especially vitamin C, polyphenols, total flavonoids, saponins, minerals, phytosterols etc. The fruit of this aquatic plant is a potent anti-oxidant and anti-inflammatory agent which is due to its free radicle scavenging potential and ability to down regulate the expression of TNF- $\alpha$ , iNOS and COX-2 genes<sup>11,12</sup>.

***Nelumbo nucifera* gaertn**

*Nelumbo nucifera* also known as sacred lotus belongs to the family of Nymphaeaceae. It is commonly grown in China, Japan and India and is utilized in food recipes in Asia. It is a rich source of bioactive phytoconstituents including steroids, terpenoids, glycosides, alkaloids, polyphenols etc. which are responsible for its pharmacological activities. Seeds and rhizomes of this plant have free radicle scavenging activity and potential to down regulate IL-4, IL-10, TNF- $\gamma$  and CDK-4 genes due to which they are potent anti-oxidant and anti-inflammatory agent<sup>13,14</sup>.

***Bacopa monnieri* L.**

*Bacopa monnieri* L. also known as water hyssop is a member of Scrophulariaceae family. It is commonly found in the regions of East Asia, Australia and United States. It is a good source of bioactive compounds including brahmine, nicotine, herpestine, bacosides A and B, saponins A, B, and C, triterpenoid saponins, stigmastanol,  $\beta$ -sitosterol, betulinic acid, D-mannitol,  $\alpha$ -alanine, serine, pseudojubilogenin glycoside, aspartic and glutamic acids, and other elements This whole aquatic plant is found to be a potent anti-oxidant and anti-inflammatory agent and this activity is due its effect in down regulating the expressions of COX-2, IL-6 and TNF- $\alpha$  and free radicle scavenging action<sup>15,16,17</sup>.

***Enhydra fluctuans* Lour.**

*Enhydra fluctuans* Lour. is an aquatic plant belongs to the family of Compositae. It is very renowned aquatic herb in Indian traditional medicine system due to its nutritional and medicinal potential. Decoction of whole plant or tea is commonly consumed by various tribes of Asia including India, Burma, Bangladesh for the relief of kidney and urinary stones. Pharmacological activities of this plant is thought to be due to the presence of bio-active compounds like  $\beta$ -carotene, flavonoids, phenolic compounds, saponins, sesquiterpene lactones, phytosterols etc. Aerial parts of this aquatic herb possess analgesic, anti-oxidant and anti-inflammatory properties due to their ability to inhibit prostaglandin pathway and free radicle scavenging action<sup>18</sup>.

***Rotula aquatica* Lour.**

*Rotula aquatica* Lour. is an aquatic plant of family Boraginaceae. It is considered as aromatic medicinal plant native to China, Malaysia and India. Roots of this plants are famous for their diuretic activity. It is a rich source of polyphenols, flavonoids, alkaloids, tannins, quinoline, 3-O-acetyl-11-keto- $\beta$ -boswellic acid, gallic acid, p-coumaric acid, and vanillic acid. Roots and leaves of this herb possess anti-oxidant and anti-inflammatory activity, most probably due to their ability to suppress the expressions of prostaglandins, leukotrienes, NO, ROS, iNOS and TNF- $\alpha$ <sup>19,20,21</sup>.

***Pistia stratiotes* L.**

*Pistia stratiotes* L. a floating aquatic plant commonly known as water lettuce is a member of family Araceae. It is commonly found in aquatic environment of subtropical Asia, Africa and America. It is considered to be a rich source of bio-active compounds including polyphenols, flavonoids, saponins which are major contributors in anti-oxidant and anti-

inflammatory activities. Leaves of this herb are potent anti-oxidant and anti-inflammatory due to their ability to suppress histamine, prostaglandins, bradykinins etc. <sup>22,23,24</sup>.









#### ***Nymphaea nouchali* Burm. F.**



*Nymphaea nouchali* Burm. F. commonly known as blue water lily is an edible aquatic plant of family Nymphaeaceae. It is widely distributed in South Asian countries, Africa and Australia. Polyphenols, flavonoids, sterols, alkaloids, saponins, tannins, protein, nymphasterol, nymphyol have been considered as major constituents of this aquatic herb responsible for various pharmacological activities. Flower of this plant has shown anti-oxidant and anti-inflammatory activity both in-vivo and in-vitro most probably due to its ability to decrease oxidative stress and TNF- $\alpha$  <sup>25,26</sup>.

#### ***Hedychium coronarium* J.**

*Hedychium coronarium* J. commonly known as white butterfly ginger lily is an aquatic plant of family Zingiberaceae. It is native to Himalayas region and China. Major secondary metabolites isolated from this herb includes aldehydes, ketones, esters, oxides, phenolics, flavonoids, saponins, glycosides, labdane diterpenes, and sesquiterpenes. Flower and rhizomes of this plant have significant anti-oxidant and anti-inflammatory activity. The main mechanism behind these activities is inhibition of prostaglandin pathway and COX enzyme and scavenging free radicals <sup>27,28</sup>.

**Table 1** summarizes the aquatic plants with potent anti-oxidant and anti-inflammatory activity and their parts responsible for this activity.

S.NO	Scientific Name of Aquatic Pant	Family	Part that possess anti-oxidant & anti-inflammatory activity	Picture of the plant
1.	<i>Ipomoea aquatica</i> Forsk	Convolvulaceae	Leaves	
2.	<i>Rorippa nasturtium-aquaticum</i>	Brassicaceae	Leaves	
3.	<i>Eleocharis dulcis</i> corm.	Cyperaceae	Fruit	
4.	<i>Nelumbo nucifera</i>	Nymphaeaceae	Seeds Rhizomes	
5.	<i>Bacopa monnieri</i> L.	Scrophulariaceae	Whole plant	
6.	<i>Enhydra fluctuans</i> Lour.	Compositae	Aerial parts	
7.	<i>Rotula aquatica</i> Lour	Boraginaceae	Roots Leaves	
8.	<i>Pistia stratiotes</i> L.	Araceae	Leaves	

9.	<i>Nymphaea nouchali</i> Burm. F.	Nymphaeaceae	Flower	
10.	<i>Hedychium coronarium</i> J.	Zingiberaceae	Flower Rhizomes	

## CONCLUSION

This review has discussed 10 most famous aquatic plants with marked anti-oxidant and anti-inflammatory activity. These plants can be further explored in future to evaluate their true role and efficacy in various acute and chronic inflammatory diseases.

## CONFLICT OF INTEREST

There is not conflict of interest.

## REFERENCES

1. Aasim M, Bakhsh A, Sameeullah M, Karataş M, Khawar KM. Aquatic plants as human food. Global perspectives on underutilized crops. 2018;165-87.
2. Bolotova YV. Aquatic plants of the Far East of Russia: a review on their use in medicine, pharmacological activity. Bangladesh Journal of Medical Science. 2015;14(1):9.
3. SAXENA MK, SINGH N, KUMAR S, MP D, DATTA S. POTENT PHARMACEUTICAL PRODUCTS FROM AQUATIC PLANTS–REVIEW. Asian J Pharm Clin Res. 2021;14(1):48-63.
4. Aasim M, Khawar KM, Ahmed SI, Karataş M. Multiple uses of some important aquatic and semiaquatic medicinal plants. Plant and Human Health, Volume 2: Phytochemistry and Molecular Aspects. 2019:541-77.
5. Rodríguez-Yoldi MJ. Anti-inflammatory and antioxidant properties of plant extracts. Antioxidants. 2021 Jun 7;10(6):921.
6. Huang DJ, Hsien-Jung C, Chun-Der LI, Yaw-Huei LI. Antioxidant and antiproliferative activities of water spinach (*Ipomoea aquatica* Forsk) constituents. Botanical Bulletin of Academia Sinica. 2005 Apr 1;46.
7. Fu H, Xie B, Ma S, Zhu X, Fan G, Pan S. Evaluation of antioxidant activities of principal carotenoids available in water spinach (*Ipomoea aquatica*). Journal of Food Composition and Analysis. 2011 Mar 1;24(2):288-97.
8. Manvar MN, Desai TR. Exploration of possible mechanisms for anti-inflammatory activity of *Ipomoea aquatica* Forsk.(Convolvulaceae). International Journal of Phytopharmacy. 2015 Nov 16;5(5):108-13.
9. Dhanasekaran S, Palayan M, Kumar SS. Evaluation of anti-microbial and anti-inflammatory activity of methanol leaf extract of *Ipomoea aquatica* Forsk. Research Journal of Pharmaceutical Biological and Chemical Sciences. 2010;1(2):258-64.
10. Al-Snafi AE. A review on *Nasturtium officinale*: A potential medicinal plant. IOSR Journal of Pharmacy. 2020;10(9):33-43.
11. Zhang Y, Xu H, Hu Z, Yang G, Yu X, Chen Q, Zheng L, Yan Z. *Eleocharis dulcis* corm: phytochemicals, health benefits, processing and food products. Journal of the Science of Food and Agriculture. 2022 Jan 15;102(1):19-40.
12. Yang J, Tang X, Shuai L, Kwon YS, Kim MJ. Chemical characterization, antioxidant properties and anti-inflammatory activity of Chinese water chestnut extracts. Science Asia. 2020 Apr 1;46(2).
13. Paudel KR, Panth N. Phytochemical profile and biological activity of *Nelumbo nucifera*. Evidence-Based Complementary and Alternative Medicine. 2015 Oct;2015.
14. Mukherjee PK, Balasubramanian R, Saha K, Saha BP, Pal M. A review on *Nelumbo nucifera* Gaertn. Ancient Science of Life. 1996 Apr;15(4):268.
15. Mathur A, Verma SK, Purohit R, Singh SK, Mathur D, Prasad GB, Dua VK. Pharmacological investigation of *Bacopa monnieri* on the basis of antioxidant, antimicrobial and anti-inflammatory properties. J. Chem. Pharm. Res. 2010;2(6):191-8.
16. Williams R, Münch G, Gyengesi E, Bennett L. *Bacopa monnieri* (L.) exerts anti-inflammatory effects on cells of the innate immune system in vitro. Food & function. 2014;5(3):517-20.
17. Nemetcheck MD, Stierle AA, Stierle DB, Lurie DI. The Ayurvedic plant *Bacopa monnieri* inhibits inflammatory pathways in the brain. Journal of ethnopharmacology. 2017 Feb 2;197:92-100.
18. Sannigrahi S, Mazumder UK, Pal D, Mishra SL, Maity S. Flavonoids of *Enhydra Fluctuans* exhibits analgesic and anti-inflammatory activity in different animal models. Pakistan Journal of Pharmaceutical Sciences. 2011 Jul 1;24(3).
19. Gupta MG, Mruthunjaya K, Saini L, Garg SK, Agrawal SG, Goyal S. Analgesic, anti-inflammatory and antipyretic activity of *Rotula aquatica* Lour root. Inventi Rapid: Planta Activa. 2011 Aug 30;3:037.
20. Vysakh A, Jayesh K, Helen LR, Jyothis M, Latha MS. Acute oral toxicity and anti-inflammatory evaluation of methanolic extract of *Rotula aquatica* roots in Wistar rats. Journal of ayurveda and integrative medicine. 2020 Jan 1;11(1):45-52.

21. Agrawal P, Mruthunjaya K, Goyal K, Ahuja D, Gupta MK. Analgesic, anti-inflammatory and antipyretic activity of *Rotula aquatica* Lour leave. *Research Journal of Pharmacy and Technology*. 2021;14(10):5503-7.
22. Tulika T, Mala A. Pharmaceutical potential of aquatic plant *Pistia stratiotes* (L.) and *Eichhornia crassipes*. *Journal of Plant Science, Special Issue: Medicinal Plants*. 2015;3:10-8.
23. Koffuor G, Kyei S, Woode E, Ekuadzi E, Ben IO. Possible mechanism of anti-inflammatory activity and safety profile of aqueous and ethanolic leaf extracts of *Pistia stratiotes* Linn (Araceae).
24. Kumar HS, Raju MB, Dinda SC, Sahu SK, Banerjee M. Analgesic, anti-inflammatory and antipyretic activity of *Pistia stratiotes* L. *Rasayan J. Chem*. 2011;4(3):506-11.
25. Alam MB, Ju MK, Lee SH. DNA protecting activities of *Nymphaea nouchali* (Burm. f) flower extract attenuate t-BHP-induced oxidative stress cell death through Nrf2-mediated induction of heme oxygenase-1 expression by activating MAP-kinases. *International Journal of Molecular Sciences*. 2017 Sep 28;18(10):2069.
26. Uddin MN, Samad MA, Zubair MA, Haque MZ, Mitra K, Khan TA, Hossain MA, Syed A, Afroze A. Potential bioactive phytochemicals, antioxidant properties and anticancer pathways of *Nymphaea nouchali*. *Asian Pacific Journal of Tropical Biomedicine*. 2020 Dec 1; 10(12):555-62.
27. Shrotriya S, Ali MS, Saha A, Bachar SC, Islam MS. Anti-inflammatory and analgesic effects of *Hedychium coronarium* Koen. *Pak J Pharm Sci*. 2007 Jan 1; 20(1):47-51.
28. Lu Y, Zhong CX, Wang L, Lu C, Li XL, Wang PJ. Anti-inflammation activity and chemical composition of flower essential oil from *Hedychium coronarium*. *African Journal of Biotechnology*. 2009;8(20).
29. Chen JJ, Ting CW, Wu YC, Hwang TL, Cheng MJ, Sung PJ, Wang TC, Chen JF. New labdane-type diterpenoids and anti-inflammatory constituents from *Hedychium coronarium*. *International Journal of Molecular Sciences*. 2013 Jun 25; 14(7):13063-77.