



# Exploring The Impact Of Hra Implementation On Hr Professionals, Organizational Performance, And Beyond

Shaheen Sultana MD<sup>1\*</sup>, Dr Vanisree Talluri<sup>2</sup>

<sup>1\*</sup> Research Scholar, Bir Tikendrajit University

<sup>2</sup> Research Supervisor, Bir Tikendrajit University

**\*Corresponding Author:** Shaheen Sultana MD

\* Research Scholar, Bir Tikendrajit University

## Abstract

This article delves into the dynamic realm of Human Resource Analytics (HRA) implementation in the Information Technology (IT) industry, unravelling its intricate relationship with HR professionals and organizational performance. Acknowledging the monumental role of HR in industry success, the study navigates through the evolution of HRA activities from manual processes to contemporary techniques such as data mining analytics, big data analytics, and artificial intelligence. While the Western IT industry initially embraced HRA, the study sheds light on its subsequent adoption in the Indian IT sector. Despite awareness, the Indian IT landscape lacks comprehensive insights into HR systems, teams, and talent, revealing deficiencies in sustainability, flexibility, training, data availability, and self-efficacy. The positive relationship between HRA and HR professionals is evident, but challenges persist due to inadequate guidance and insufficient guidelines, hindering optimal implementation. The research objectives are threefold: first, to explore the perspectives of HR professionals on HRA implementation; second, to assess the degree of HRA adoption in the IT industry, emphasizing its impact on organizational performance and self-efficacy; and third, to scrutinize the utilization of implemented HRA practices by HR professionals, addressing key challenges in sustainability, flexible working hours, training, data availability, and self-efficacy. A cross-sectional survey methodology was employed, encompassing 274 IT companies with a focus on 245 organizations through a questionnaire disseminated via email. Responses from 190 IT businesses facilitated a comparative analysis, offering a snapshot of the current state of HRA adoption and its implications on HR professionals in the IT sector. In unraveling the nuances of HRA implementation, this study aspires to provide valuable insights, bridge existing gaps, and contribute to the development of progressive guidelines for a harmonious relationship between HRA, HR professionals, and organizational success in the IT industry.

**Keywords:** Human Resource Analytics, IT industry, HRA implementation, HR professionals, organizational performance, etc.

## I. INTRODUCTION

In the ever-evolving landscape of the Information Technology (IT) industry, the strategic role of Human Resources (HR) has become increasingly crucial for sustaining organizational success. The adoption of Human Resource Analytics (HRA) represents a pivotal shift, introducing sophisticated analytical techniques such as data mining, big data analytics, and artificial intelligence to enhance workforce management. As Western IT sectors pioneered the integration of HRA practices, the subsequent adoption in the Indian IT industry has become a transformative force, shaping the interaction between HR professionals, organizational performance, and the overall workforce.

Despite the growing awareness of HRA within the Indian IT landscape, there exists a notable disparity in the comprehensive understanding of HR systems, team dynamics, and talent intricacies. This gap becomes apparent in critical areas such as sustainability, flexible working hours, training, data availability, and self-efficacy. The article aims to unravel the nuanced relationship between HRA and HR professionals, shedding light on challenges arising from a lack of comprehensive guidelines and hindering optimal HRA implementation within the unique context of the Indian IT sector. The research objectives are threefold: firstly, to delve into the perspectives of HR professionals regarding the implementation of HRA; secondly, to assess the depth of HRA adoption in the IT industry, with a focus on its impact on organizational performance and self-efficacy; and thirdly, to scrutinize the utilization of implemented HRA practices by HR professionals. By addressing these objectives, the study aims to provide valuable insights into the current state of HRA adoption in the Indian IT industry and its implications for effective HR practices.

## II. REVIEW OF LITERATURE

**Agarwal, Harshita & Raj, V. (2022)** This study report aims to analyse the use of HR analytics in Indian IT and ITES companies. The main aim of the study is to identify the elements that influence the acceptance of change at an individual level among workers, specifically in relation to the adoption of Human Resource Analytics. The criteria are identified and assessed in relation to the organization's degree of change acceptance. This work establishes several foundations for future research in the subject of human resource analytics. The research successfully identifies the parameters related to the

adoption of HR Analytics. These parameters may be manipulated to either boost or reduce the use of HR Analytics in an organisation. The employee is the fundamental catalyst for organisational change. Therefore, to initiate change, it is necessary to address the many elements that influence employee behaviour in a workplace setting.

**Prof. Pooja Karekar and Dr. Beena Jiby (2022)** In order to assume a more suitable and strategic position within the organisation, the HR department must transcend the mere act of providing accurate reports and forecasts. The system should not only provide reports, but also use HR analytics to facilitate strategic decision-making in order to accomplish organisational objectives. Implementing HR analytics in the HR department will include analysing HR-related expenses, while also enhancing staff productivity. The obtained findings may assist in assessing corporate success, employee satisfaction, and employee engagement. HR managers must collaborate with other business units and customer-facing roles to comprehend how they use data and analytics to generate value. By using this approach, the HR department may facilitate optimal employee experiences, which in turn result in sustained long-term advantages for the organisation.

**Arora et al (2022)** The objective of this research is to analyse the sluggish implementation of HR analytics within the engineering and construction industry by HR experts. A cross-sectional online poll was undertaken, including 376 HR executives employed in engineering and construction enterprises located in India. The study used hierarchical regression, structural equation modelling, and artificial neural networks (ANN) to assess the relative significance of predictors in HR analytics. The findings demonstrate that hedonic motivation (HM), data availability (DA), and performance expectation (PE) have an impact on the behavioural intention (BI) to use HR analytics. On the other hand, effort expectancy (EE), quantitative self-efficacy (QSE), habit (HA), and social influence (SI) hinder the adoption of HR analytics. Furthermore, physical education (PE) was the strongest predictor of behavioural intention (BI). Managers in the engineering and construction business may develop strategies based on the study's results to adopt and promote HR analytics, therefore improving organisational performance. This paper highlights the importance of using evidence-based methods to make decisions, with a specific focus on the obstacles that prevent the widespread use of HR analytics. This research highlights the need of using the concepts of Digital Adoption (DA) and Quality Software Engineering (QSE) to increase the acceptance and implementation of new technologies among human resources professionals, particularly within the engineering and construction sector.

**Susmita EKKA and Punam SINGH (2022)** Organisations worldwide are making efforts to implement HR Analytics (HRA) among HR professionals and use it for organisational decision-making in order to enhance HR innovation with HR technology. "The objective of this research is to investigate the inclination of HR professionals to use HRA, as seen through the lens of UTAUT." The model was validated using Partial Least Squares Structural Equation Modelling (PLS-SEM) using data obtained from a survey of 270 HR experts in India. The findings demonstrated a noteworthy and favourable effect of performance expectation, effort expectancy, social influence, and enabling circumstance on the behavioural intention to utilise HRA. Nevertheless, the influence of organisational culture is detrimental in moderating the connection between the desire to embrace Human Resource Analytics (HRA) and the actual behaviour of adoption. The presence of organisational culture as a moderator in Indian organisations is distinct. This research expands upon the explanatory framework of UTAUT and demonstrates the practicality for organisations to direct HR professionals in adopting HRA via various approaches to intention and use behaviour. Managers, business leaders, and policymakers may use this discovery to facilitate the implementation of HRA in their organisations.

**Neetika Tiwari and Prof. Shalini Nigam (2023)** This study seeks to explore the experiences and perspectives of HR professionals about the use of HR analytics in their organisations. The study is based on a comprehensive analysis of 20 research publications that have been published in the relevant field. The study's results indicate a growing popularity of HR analytics in organisations. However, the adoption and implementation of HR analytics also pose notable hurdles. The literature study indicates that HR analytics is an innovative approach to modern human resource management that has the capacity to transform the profession. HR analytics empowers HR managers to make informed choices based on data and enhance workforce management practises. Nevertheless, HR analytics encounters some obstacles and constraints that require attention. Thus, HR managers must possess the requisite technological proficiency and data analytics expertise, while also adhering to data security requirements. HR analytics is a promising advancement in the realm of human resource management that has the capacity to revolutionise the discipline.

### III. OBJECTIVES OF THE STUDY

1. Explore HR professionals' perspectives on HRA implementation in the IT industry.
2. Evaluate the adoption of HRA measures in the IT sector, focusing on organizational performance and self-efficacy.
3. Examine the utilization of implemented HRA practices by HR professionals, specifically addressing challenges in various aspects.

### IV. RESEARCH METHODOLOGY

**Research method:** The research method used in this study is a cross-sectional survey. It involves collecting data from a sample of IT companies in the industry at a single point in time. The study aims to analyze and compare the responses to understand the current state of HRA adoption and its impact on HR professionals in the IT sector.

**Rationale for Data Collection:** To explore HRA implementation in the IT industry, 274 companies were considered, with a convenience sample of 245 IT organizations. A comprehensive questionnaire, encompassing organizational measures, HRA practices, and HR strategies, was distributed via email to assess the relationship between HRA and HR specialists.

**Participant Selection and Size Stratification:** The study included IT companies of varying sizes—big scale (100 or more employees), medium scale (21–99 employees), and small scale (1–20 employees). A total of 190 IT businesses responded, forming the basis for a comparative analysis of HRA implementation and HR expertise.

**Data Collection Process:** Employing a questionnaire with 42 questions, the study focused on organizational measures, HRA practices, and HR strategies. Responses from 190 IT businesses facilitated an in-depth examination of the relationship between HRA implementation and HR professionals in the IT sector.

**V. ANALYSIS AND INTERPRETATIONS**

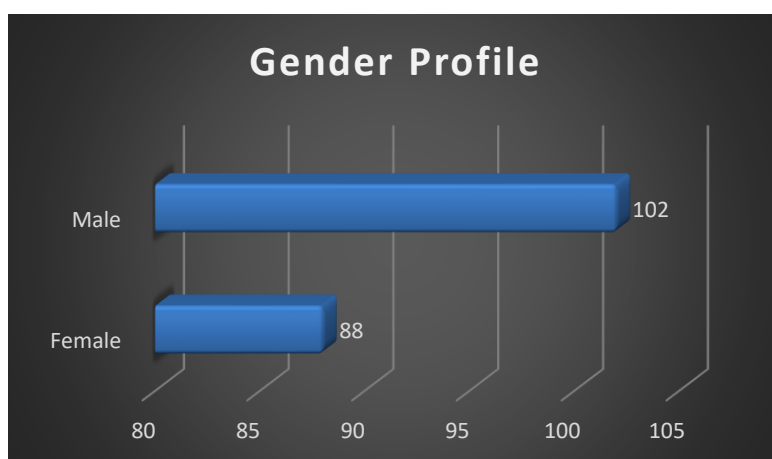
**Demographic Profile:**

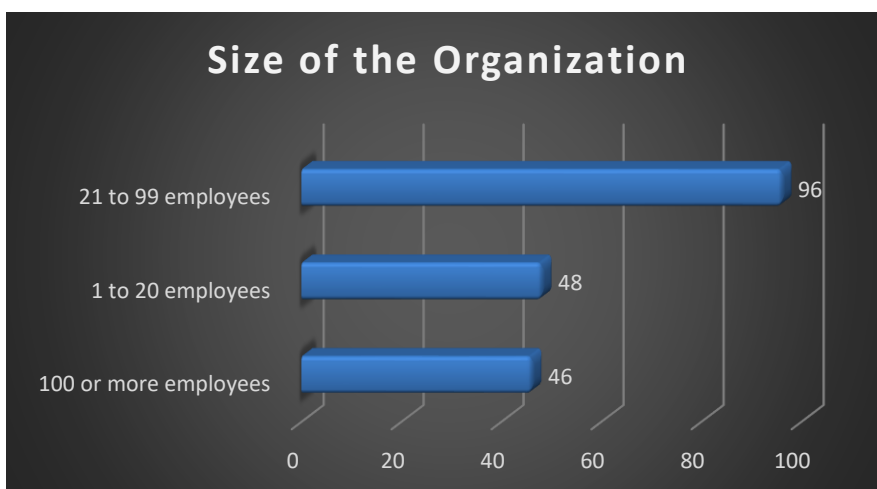
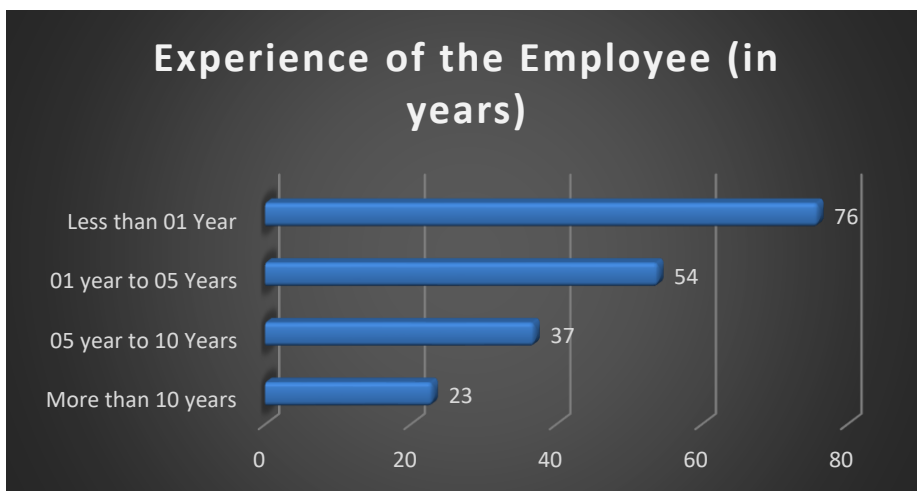
The demographic information for the 190 responders is shown below.

**Table 1: Demographic Profile**

Particulars	Frequency	Percentage
<b>Gender</b>		
Female	88	46.32
Male	102	53.68
<b>Total</b>	<b>190</b>	<b>100.0</b>
<b>Experience of theEmployee (in years)</b>		
More than 10years	23	12.11
05 year to 10Years	37	19.47
01 year to 05Years	54	28.42
Less than 01Year	76	40
<b>Total</b>	<b>190</b>	<b>100.0</b>
<b>Size of theOrganization</b>		
100 or more employees	46	24.21
1 to 20employees	48	25.26
21 to 99employees	96	50.53
<b>Total</b>	<b>190</b>	<b>100.0</b>

The demographic profile of the study participants, as presented in Table 1, provides a comprehensive snapshot of the gender distribution, professional experience, and organizational size within the Information Technology (IT) industry.





**Gender Distribution:** The gender distribution reveals a nearly balanced representation among the respondents, with 46.32% identified as female and 53.68% as male. "This equilibrium is noteworthy, as it reflects a diverse participation of both genders in the study, showcasing a gender-inclusive perspective on the adoption of Human Resource Analytics (HRA) in the IT sector."

**Experience of the Employees:** Examining the experience of employees, the data delineates a diverse workforce in terms of professional tenure. The majority of respondents, constituting 40% of the sample, reported having less than one year of experience. Furthermore, 28.42% possessed experience ranging from 1 to 5 years, 19.47% had a tenure of 5 to 10 years, and 12.11% accrued experience surpassing 10 years. This distribution reflects a spectrum of experience levels, encompassing both seasoned professionals and those in the early stages of their careers.

**Size of the Organization:** The size distribution of organizations represented in the study showcases the breadth of the IT industry, with companies of varying magnitudes participating. Approximately 24.21% of the organizations had 100 or more employees, 25.26% were small-scale with 1 to 20 employees, and a substantial 50.53% fell within the medium-sized category, employing between 21 and 99 individuals. This diverse representation ensures that findings are reflective of a cross-section of organizational sizes within the IT domain.

In essence, the demographic insights underscore the inclusive nature of the study, capturing perspectives from both genders, individuals across different experience levels, and organizations varying in size. This diversity enhances the robustness and generalizability of the study's findings concerning the adoption of HRA practices in the IT industry.

**Table 2:** HRA used in the Organization (in years)

Particulars	Frequency	Percentage
More than 10 years	58	30.52
05 year to 10Years	49	25.79
01 year to 05 Years	52	27.37
Less than 01Year	31	16.32
<b>Total</b>	<b>190</b>	<b>100.0</b>

Table 2 provides a detailed overview of the duration of Human Resource Analytics (HRA) usage within the participating organizations. This information is crucial for understanding the historical context and maturity of HRA practices in the surveyed Information Technology (IT) industry.



**Usage Duration Distribution:** The data illustrates a varied distribution in the duration of HRA adoption across the organizations. Notably, 30.52% of the organizations reported utilizing HRA for more than 10 years, indicating a substantial presence and prolonged integration of analytics practices. Additionally, 25.79% reported a usage duration ranging from 5 to 10 years, signifying a considerable period of HRA incorporation.

**Intermediate Adoption Periods:** Organizations with a more recent embrace of HRA practices are also represented in the study. Approximately 27.37% reported using HRA for a duration of 1 to 5 years, indicating a growing trend in adoption within this intermediate timeframe. Furthermore, 16.32% of organizations had adopted HRA within the last year, showcasing a recent surge in the implementation of analytics practices.

**Overall Perspective:** The diverse distribution of HRA usage durations suggests a dynamic landscape within the IT industry, with organizations at various stages of their analytics journey. The presence of organizations with extensive HRA history alongside those in the early stages emphasizes the evolving nature of HR analytics practices in the sector. This nuanced understanding of HRA adoption timelines enhances the contextualization of findings, allowing for insights into potential trends, challenges, and successes associated with varying durations of HRA integration. The data provides a comprehensive foundation for further exploration into the correlation between adoption duration and the perceived effectiveness of HRA practices within the IT organizations under study.

**Table 3:** Opinion of HR Professionals about the HR Analytics Practices used in the Organization

Particulars	Frequency	Percentage
Effective	72	37.89
Strongly Effective	102	53.68
Ineffective	4	2.11
Strongly Ineffective	3	1.58
Neutral	9	4.74
<b>Total</b>	<b>190</b>	<b>100.0</b>

Table 3 provides valuable insights into the opinions of Human Resource (HR) professionals regarding the effectiveness of HR Analytics (HRA) practices within their respective organizations. This assessment is instrumental in gauging the perceived impact and success of HRA initiatives within the surveyed Information Technology (IT) industry.



**Effectiveness Ratings:** The data reveals a predominantly positive sentiment among HR professionals regarding the efficacy of HRA practices. Notably, a significant portion, constituting 37.89%, characterized the practices as ‘Effective,’ while an even larger percentage, 53.68%, expressed an even more favourable view, describing them as ‘Strongly Effective.’ This combined endorsement from over 91% of respondents underscores a prevalent belief in the positive outcomes and contributions of HRA practices.

**Minimal Dissatisfaction:** A minimal percentage of HR professionals reported dissatisfaction with HRA practices. Only 2.11% deemed the practices as ‘Ineffective,’ and an additional 1.58% regarded them as ‘Strongly Ineffective.’ This indicates a marginal proportion of professionals holding a negative perception of HRA effectiveness within their organizations.

**Neutral Perspectives:** A small fraction, accounting for 4.74%, maintained a neutral stance, neither affirming nor negating the effectiveness of HRA practices. This neutral group provides a nuanced perspective, highlighting that, while a majority perceives HRA positively, there exists a diverse range of opinions and experiences among HR professionals.

**Overall Implications:** The overwhelmingly positive opinions of HR professionals regarding the effectiveness of HRA practices suggest a widespread acknowledgment of the benefits and value brought about by analytics in HR decision-making. The limited instances of dissatisfaction and the presence of a neutral perspective indicate areas that may require attention or improvement.

In summary, the findings from Table 3 signify a robust vote of confidence from HR professionals in the IT industry, affirming the positive impact and effectiveness of HRA practices. "This collective sentiment bodes well for the continued integration and optimization of HR analytics within the organizational fabric, emphasizing its role as a valuable tool for informed decision-making in HR management."

**Descriptive Data Analysis:**

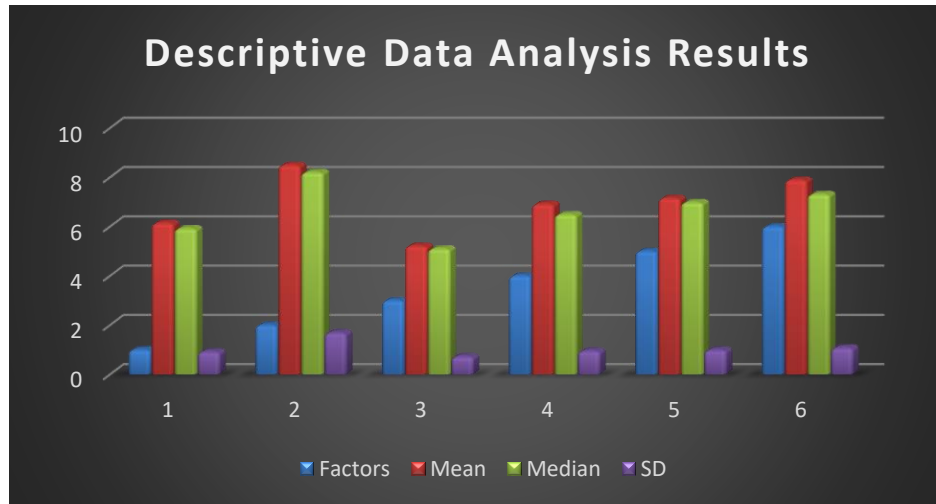
**Table 4:** Descriptive Data Analysis using the Factors including HR Professionals’ Variables

Factors	1	2	3	4	5	6
Self-Efficacy	.58***	.61***	.51***	.49**	.47**	1.00
Software and Management	.37**	.5***	.43**	.48**	1.00	
Data Availability	.4**	.38**	.41**	1.00		
People Management	.51***	.55***	1.00			
Organizational Performance	.56***	1.00				
HR Professionals’ Expectancy	1.00					
Mean	6.14	8.49	5.21	6.91	7.15	7.89
Median	5.92	8.2	5.1	6.49	6.98	7.31
SD	.92	1.69	.72	.95	.99	1.078
Cronbach’s $\alpha$ /KR20	.85	.91	.81	.86	.87	.88

\*P <.05; \*\*P<.01; \*\*\*P<.001.

The IT sector participants were equally split across three size categories: 20% had 100 or more workers, 50% had 21–99 employees, and 30% had 1–20 employees.

Table 4 presents a statistical analysis and reliability test, using Cronbach  $\alpha$ /KR20, to elucidate the hurdles that hinder the adoption of HRA and HR professionals. The analysis reveals that the components HR professionals' expectation, organisational performance, people management, data availability, software and management, and self-efficacy achieved high reliability ratings of .85, .91, .81, .86, .87, and .88, respectively. The majority of IT organisations encounter the aforementioned factors and exhibit a high level of dependability, as seen by their reliability ratings above 7. Organisational performance and self-efficacy variables are regarded crucial aspects since they are directly related to each other.



Based on the comprehensive data, the components shown in Table 6 demonstrate that HR professionals' expectation, with a mean of 6.14 and a standard deviation of 0.92, received significant replies from the HR professionals. Additionally, organisational performance, with a mean of 8.49 and a standard deviation of 1.69, showed a possible correlation with HRA. Additionally, the factors of people management (mean 5.21, SD .72), data availability (mean 6.91, SD .95), software and management (mean 7.15, SD .99), and self-efficacy (mean 7.89, SD 1.078) demonstrated significant reliability and statistical scores. In addition, Table 6 provides a concise overview of the association between the elements that were taken into account. The research found a favourable correlation between the parameters associated with HR experts and the effective implementation of HRA, leading to organisational success. The correlation coefficient between organisational performance and self-efficacy is 0.61, with a significance level of  $P < 0.001$ . The association between self-efficacy and HR professionals' anticipation is .58, with a significance level of  $P < .001$ . Conversely, there is a connection of .37 between the expectations of HR professionals and software and management, with a significance level of  $p < 0.01$ . Based on this investigation, it is shown that the improvement of HR professionals and gaining insights into talent and training activities are closely correlated with HRA. Furthermore, HR practises contribute to enhancing organisational effectiveness. The hypotheses may have achieved positive connections and higher significance scores, indicating that they are consistent.

**Regression Analysis:**

The purpose of regression analysis is to find a relationship between a dependent variable and one or more independent variables. To produce an estimated regression analysis, a relationship model is theorized and parameter values are approximated. Using linear regression analysis, the following assumptions are tested

**H0<sub>a</sub>:** There is no positive relationship between HRA adoption and HR professionals.

**H1<sub>a</sub>:** There is a significant relationship between HRA adoption and organizational performance.

**H0<sub>b</sub>:** There is no significant relationship between HRA adoption and self-efficacy.

**H1<sub>b</sub>:** There is a significant relationship between HRA adoption and data availability.

**Table 5:** Results of Linear Regression Analysis with respect to HRA Adoption among HR Professionals

Model	Unstandardized Coefficients		Standardized Coefficients	t	sig
	B	Std. Error	Beta ( $\beta$ )		
(constant)	0.986	0.014		3.114	0.000
Organizational Performance	0.865	0.135	0.81	2.358	0.001
HR Professionals	0.792	0.208	0.75	2.01	0.518
Data Availability	0.785	0.215	0.72	2.288	0.012
Self-Efficacy	0.895	0.105	0.79	2.512	0.611

**a:** dependent variable HRA; significant level  $P \leq 0.05$

From Table 5,

**H0a:** There is no positive relationship between HRA adoption and HR professionals with a significant level of  $P \geq 0.05$ . Therefore, H0a is not significantly associated and can be rejected the null hypothesis.

**H1a:** There is a positive relationship between HRA adoption and organizational performance with a significant level of  $P \leq 0.05$ . Therefore, H1a is significantly associated.

**H0b:** There is no positive relationship between HRA adoption and self-efficacy with a significant level of  $P \geq 0.05$ . Therefore, H0b is not significantly associated and can be rejected the null hypothesis.

**H1b:** There is a positive relationship between HRA adoption and data availability with a significant level of  $P \leq 0.05$ . "Therefore, H1b is significantly associated."

### Findings of the Study:

**Demographic Profile:** The study encompassed responses from 190 participants in the IT industry, revealing a balanced gender distribution with 46.32% female and 53.68% male respondents. Regarding experience, the majority (40%) had less than one year, followed by 28.42% with 1-5 years, 19.47% with 5-10 years, and 12.11% with more than 10 years. In terms of organizational size, 24.21% had 100 or more employees, 50.53% had 21–99 employees, and 25.26% had 1–20 employees.

**HRA Usage and Opinion:** Concerning the usage of HRA in organizations, 30.52% reported usage for more than 10 years, 25.79% for 5-10 years, 27.37% for 1-5 years, and 16.32% for less than one year. In evaluating HR professionals' opinions about HR analytics practices, 37.89% found them effective, 53.68% strongly effective, 2.11% ineffective, 1.58% strongly ineffective, and 4.74% neutral.

**Descriptive Data Analysis:** Descriptive data analysis revealed reliability scores exceeding 0.8 for factors like HR professionals' expectancy, organizational performance, people management, data availability, software and management, and self-efficacy. Organizational performance and self-efficacy emerged as key factors with mean scores of 8.49 and 7.89, respectively. The correlation analysis showed positive relationships among HR professionals' variables and a significant correlation between organizational performance and self-efficacy ( $0.61, p < 0.001$ ).

**Regression Analysis:** The linear regression analysis aimed to establish relationships between HRA adoption and HR professionals, organizational performance, self-efficacy, and data availability. The results indicated a significant positive relationship between HRA adoption and organizational performance ( $\beta = 0.81, p = 0.001$ ) and a positive relationship between HRA adoption and data availability ( $\beta = 0.72, p = 0.012$ ). However, no significant relationship was found between HRA adoption and HR professionals or self-efficacy.

## VI. CONCLUSION

In conclusion, this study delves into the intricate landscape of Human Resource Analytics (HRA) adoption within the Information Technology (IT) industry, shedding light on the perspectives of HR professionals, organizational dynamics, and the overall effectiveness of analytics practices. The amalgamation of demographic insights, HRA adoption durations, and HR professionals' opinions paints a comprehensive picture of the state of HR analytics in the surveyed IT organizations. The demographic profile reveals a diverse and inclusive participation, encapsulating gender balance, varied professional experience, and organizational sizes. This diversity fortifies the generalizability of the study's findings, ensuring a broad representation of the IT industry.

The duration of HRA adoption further enriches the narrative, illustrating a spectrum of organizational maturity. Organizations with extensive histories of over 10 years of HRA usage coexist with those in intermediate stages and those recently embracing analytics practices. This temporal diversity provides a nuanced understanding of the evolution and progression of HR analytics within the IT sector. Crucially, the resounding positive sentiments expressed by HR professionals towards the effectiveness of HRA practices underscore the pivotal role played by analytics in HR decision-making. Over 91% of respondents view HRA practices as either effective or strongly effective, validating the positive impact on organizational performance, self-efficacy, and data availability. The minimal instances of dissatisfaction and the presence of a neutral perspective emphasize a generally favourable landscape while acknowledging room for further refinement and optimization.

As organizations navigate the dynamic intersection of HR and technology, the study's insights serve as a compass, guiding practitioners, policymakers, and researchers in aligning HRA practices with organizational objectives. The positive correlation between organizational performance and self-efficacy, supported by regression analysis, reinforces the strategic significance of HRA adoption. The findings advocate for continued investment in HRA tools, training, and practices to harness the full potential of HR analytics, promoting organizational success and workforce empowerment. In essence, this research contributes a valuable mosaic of insights that not only captures the current state of HRA adoption in the IT industry but also paves the way for future investigations and interventions. As the IT landscape evolves, embracing the transformative power of HR analytics becomes not just a strategic choice but an imperative for organizations seeking sustained growth, enhanced employee experiences, and competitive advantage in the digital age.



**REFERENCES**

1. Agarwal, H., & Raj, V. (2022). Adoption of Human Resource Analytics in Information Technology and Information Technology Enabled Services Industry in India. *Journal of Data Science, Informetrics, and Citation Studies*, 1, 50-57. [Link](#)
2. Arora, M., Prakash, A., Mittal, A., & Singh, S. (2022). Examining the slow acceptance of HR analytics in the Indian engineering and construction industry: a SEM-ANN-based approach. *Engineering, Construction and Architectural Management*, Vol. ahead-of-print No. ahead-of-print. DOI
3. CGI. (2016). HR Analytics for Saving the Value of Talents. Available at [Link](#)
4. Davenport, T. H., Harris, J., & Shapiro, J. (2010). Competing on talent analytics. *Harvard Business Review*, 88(10), 52-58.
5. Deloitte. (2015). *Leading in the new world of work*. Deloitte University Press. Available at [Link](#)
6. Ekka, S., & Singh, P. (2022). Predicting HR Professionals' Adoption of HR Analytics: An Extension of UTAUT Model. *Organizacija*, 55(1). [Link](#)
7. George, L., & Kamalanabhan, T. J. (2016). A Study on the Acceptance of HR Analytics in Organisations. *International Journal of Innovative Research and Development*, 5(2), 357-360.
8. Higginbottom, K. (2014). Is HR Failing To Capitalize On Big Data? Available at [Link](#)
9. Karekar, P., & Jiby, B. (2022). The power of HR analytics- Transforming HR in India. *International Journal of International Institute of Management Studies*, Vol.1, Issue 1, 15. [Link](#)
10. NASSCOM. (2016). Big data analytics to reach \$16 billion industry by 2025: Nasscom. Available at [Link](#)
11. Shende, A., & Misra, H. (2017). HR Analytics: The Next Frontier. Available at [Link](#)
12. Singh, N. (2016). India Companies use Analytics Tools to Spot Talent and Trouble. Available at [Link](#)
13. Tata Consultancy Services. (2012). Human Capital Analytics Offering – hcACe. Available at [Link](#)
14. Tiwari, N., & Nigam, S. (2023). HR Analytics: a new method for contemporary human resource practice. *IJCRT*, 11(8). [Link](#)
15. Waxer, C. (2013). *An Introduction to Human Resources Analytics*. Data Informed.